

2-7	Noticeboard
8-12	Features
13	House Points
14-15	Subject Nominations
16	Recipe of the Week
17	Literacy Page
18	Numeracy Page
19	Challenge King



WINTER SHOWCASE


On Tuesday 5th December, students from the Performing Arts department shared a showcase of music and drama to a full audience.

Students from all year groups performed a wide range of musical pieces from instrumental work, solo musical theatre pieces, carols and hymns, an 80's classic by Wham and choir performances of 'Run' by Snow Patrol and 'We Wish You a Merry Christmas'.


Drama students shared two scenes from The Lion, The Witch and the Wardrobe, an original student written piece and an ensemble performance of a play called 'It Snows'.

It was a magical night with lots of families, students and staff in attendance. Mrs Mistry and Mr Denson are so proud of all the work on show. Huge thanks to all our students who were involved either performing, creating artwork for the event or running front of house.

Thanks to all of you who came out to support.





THE NOTICE BOARD



IMPORTANT DATES

- w/c 11th December** House dodgeball competition
- Tuesday 12th December** Year 10 Mock result Assembly
- Wednesday 13th December** Year 10 Parent/Carer consultation evening
- 13-15th December** Basecamp Expedition to Derwent Water
- w/c 18th December** House Elf Game competition
- Monday 18th December** Online Learning deadline
- Wednesday 20th December** Wetherby's Got Talent
- Friday 22nd December** House Celebration
School closes





**HARROGATE
COLLEGE**

General Email: transitionteam@harrogate-college.ac.uk
School Liaison Officer: millie.lucey@luminare.ac.uk

Career of the month

Business and Enterprise

Business and enterprise are like the engine that keeps our world running smoothly. It's not just about making money; it's about making things happen. From our favorite gadgets to the hottest fashion trends, it's all part of the business game. Picture yourself as the mastermind behind the scenes, figuring out what people want and how to make it happen. Some of the highest paying jobs in the Business sector currently are Project Managers (£50,048) and Business Analyst (£47,488).



Did you know?

In 2022, UK consumers spent a record of £9.42 billion over the Black Friday weekend. 61% of this was money spent online shopping.

Whether it's a lemonade stand or the next big tech company, business is where creativity meets strategy. So, if you're curious, love a good challenge, and dream of turning ideas into reality, welcome to the exciting world of business and enterprise!

At Harrogate College we offer:

- > Business Management and Administration **T-level**
- > Business Administration **Apprenticeship**, Level 3.
- > Business **Extended Diploma Level 3**



A member of Luminare Education Group

**HARROGATE
COLLEGE**

General Email: transitionteam@harrogate-college.ac.uk
School Liaison Officer: millie.lucey@luminare.ac.uk

Career of the month

Unleash your entrepreneur!




Entrepreneur and Businesswoman Donna Fenn launched a platform dedicated to up-cycling. The business launches with over 300 up-cycling retailers registered and aims to grow its list of retailers to more than 1,000 in the next twelve to eighteen months alone. She is also planning for Remade in Britain to be an up-cycling hub hosting workshops, fairs and more for others to learn about the art of up-cycling.

The Harrogate district contributed over £3.7 billion to the national economy and has the highest business start-up rate in the Leeds city region

Kirsty Henshaw: A former Dragon's Den contestant who launched her own free-from brand after being inspired by her son has opened a £2m factory in Harrogate. Kirsty Henshaw started her business ten years ago when she discovered that her son Jacob was allergic to nuts and intolerant to gluten and dairy. Her pitch became one of the most memorable of all time and she secured £65,000 investment from Peter and Duncan. Eventually Kirsty bought out her Dragons and she has just opened her first bespoke factory enabling her to grow her sales from £10m to £50m. Kirsty's is now worth £15 million and sells an award-winning range of chilled ready meals, frozen pizzas and frozen desserts. The products are always gluten and dairy free and are stocked in major UK supermarkets such as Sainsbury's, Waitrose, Morrisons, and Tesco.



A member of Luminare Education Group



EMPLOYMENT AND SKILLS LEEDS

LEEDS APPRENTICESHIP RECRUITMENT FAIR

Leeds first direct arena #LARF24

Monday 5 February 2024
1pm - 7pm



Over 100 exhibitors will be there on the day offering information, advice, guidance and live vacancies. You'll have the opportunity to find out about apprenticeships, including what they involve and how they work. Everyone is welcome and the event is free to attend.



Scan QR code to book your free ticket

APPRENTICESHIP HUB



Leeds CITY COUNCIL

luminate EDUCATION GROUP



first direct arena



harrogate-college.ac.uk

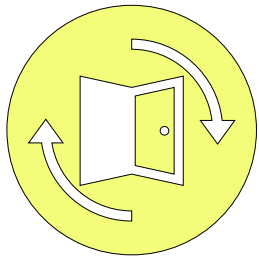
CAFÉ CHALLENGE!

You have been loaned £100,000 to set up a new café.




Your task is to think about the start up costs involved.

You will need space, staff, equipment and products to sell.

Circle which you would choose for your café:






Choose 1 space to rent:

		
Small City Centre Cafe (£35,000 rent per year) <ul style="list-style-type: none"> • Can seat 20 customers at once • Next to the train station 	Large Suburb Cafe (£30,000 rent per year) <ul style="list-style-type: none"> • Can seat 30 customers • Needs interior design renovation 	Student area Take-away (£20,000 rent per year) <ul style="list-style-type: none"> • Used to be a 5* business • Cannot have sit-in customers
Footfall = amount of people passing this location. What are the benefits of a high footfall location? Is there much competition?	Will there be less or more competition here? How will footfall compare to city centre?	Are students more or less likely to use takeaways? How likely are you to recommend something when you really enjoy something?

Choose a staff member to hire:

(You can choose to hire multiple staff)

		
Olivia (£21,500 per year) <ul style="list-style-type: none"> • No previous experience • Aspiring to be a pastry chef one day 	Deborah (£25,000 per year) <ul style="list-style-type: none"> • Has been a cafe manager before (what is she likely to have knowledge of?) 	Sanjeet (£10,136 per year) <ul style="list-style-type: none"> • Has previously Barista experience before • Can only work part-time due to studying at university

CAFÉ CHALLENGE!

Buy your equipment and Supplies:

Large Espresso Machine £12,000	8 x Table and Chairs (can seat 32 customers) £2599	Display Cabinet £515
Water Filtration System £1100	Artistic Wall Mural £500	Small Espresso Machine £8,000
Commercial Coffee Grinder £415	Chalk board £25	4 x Long Table with Benches (Can seat 24 people but they may have to share seats) £1800
Local Artisan Award Winning Coffee Beans £22,000 per year	Big Brand Coffee Beans £20,000 per year	Economy Brand Coffee Beans £18,000 per year
Refrigerators £1000	Sofa £700	Till and Cash Machine £300

CAFÉ CHALLENGE!

Write your selections below:

Remember to BUDGET (*organise your money, so that you don't go in debit/debt*).

Debit/Debt = to OWE money to someone/bank.

Item	Cost
Total Cost of Resources	
Total Cost of Location, Staff and Resources	
Describe your coffee shops Unique Selling Point (USP), what makes your coffee shop special?:	

DRAGONS DEN CHALLENGE

You have been tasked with coming up with a new product to present to a panel of expert dragons who are looking to invest their money (sweets and treats) into your business.

This project can be done over 4 weeks or within one 1 lesson.

WEEK 1: DREAMING

This week is all about using those creative thinking skills to design your product.

Task: In groups you must create a mind-map of all the different ideas for a brand-new product. At the end of the session each group must have decided on their favourite idea to take through into week 2.

WEEK 2: PRODUCT DESIGN

Last week you decided on your product, now you need to decide on the finer details and figure out exactly what it is your group is going to be selling.

Task: In your groups you must design a poster for your product.

Things to consider: Who is your product's audience? How much will your product cost? Why is your product different from other things on the market? What are your brand's colours/fonts?

WEEK 3: WRITING THE PITCH

Last week you designed your product, this week's focus is about how to sell that product to an investor.

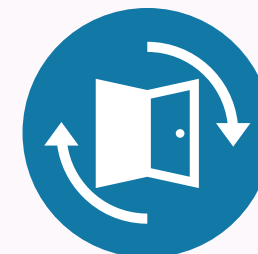
Task: Working in your groups, you need to create a 5-minute pitch for your product to present to a panel of dragons. Everyone in your group has to speak at least once!

Things to consider: You can watch this video of Levi Root's creative pitch to the Dragon's Dens <https://www.youtube.com/watch?v=Odx8NV6dX0Q> to get an idea of what a pitch is like.

How can you make it as exciting and creative as possible?

WEEK 4: PRESENTATION

This week you can present your pitches to a panel of judges to get some feedback and questions. The Dragons then can decide which group they would like to invest their sweets into.





CALLING ALL OUR WETHERBY CREATIVES!



We would like to invite anyone from Year 7, Year 8 and Year 9 to join us in the art department after school on a Tuesday in DT7.

You will have the opportunity to independently develop your creative talents, or to build your confidence in artistic pursuits with the freedom to explore different techniques and themes.

The art team look forward to seeing you join the arty crew.

Mrs Owens, Miss Brookes and Miss Scott

Senior Citizens Tea Party

On Monday 4th December we had the privilege of welcoming our local senior citizens to Wetherby High.

They enjoyed a delicious afternoon tea with sandwiches, scones with jam and cream, mince pies and cakes whilst watching the Winter Showcase.






The Winter Showcase was packed full of beautiful singing, wonderful acting and some amazing musicians.

The afternoon was thoroughly enjoyed by our senior citizens and they are already looking forward to a return visit next year.




DESIGN & TECHNOLOGY WORK



Well done to our Year 10 DT students who have completed their practice NEA (non exam assessment).

They have worked hard since September and it culminated in them making their final models on Wednesday 29th November.

There were some great models and everyone involved worked really hard, well done.



AMAZING ARTWORKS



MB in Year 8 is working hard on preparing for the school production School of Rock.



She has been attending rehearsals every Wednesday break time to learn the bass

guitar for her role as Katie in the show.

As of this week, MB has learnt to play every bass part in the show which is an outstanding achievement!

The dedication from MB is inspiring and we are so proud to have her as part of the cast.



MOLLY BRADSHAW

MD



LW - YEAR 9



"This picture shows resilience of the artist trying to get the shot from a unique angle and also how resilient the paint is against weather damage."

- MD

MD has shown independence, creativity and excellent photography skills!

The Colosseum Rome Italy

Mark-making study in preparation for a dry-point etching outcome.

3-D PAPER ORNAMENTS



Make coloured cardstock multi-dimensional and super chic.

To create this ornament, cut out five strips of paper: two 1.25" x 10", two 1.25" x 7" and one 1.25" x 5". Then punch a hole 1/4" from the top and bottom of each strip.

Stack the papers together with the smallest in the middle sandwiched by the medium strips, followed by the largest strips.

Line up all of the strips on one end and thread a piece of string or wire through the holes and tie it off.

Repeat this step on the other end of the strips, which you can then fan out.

Add tassels or beads to the bottom of the ornament for extra sparkle.




CHRISTMAS WORDSEARCH



Can you find all 15 Christmas words?

C	A	B	Q	P	A	G	R	C	D	P	F	S	A	G	E	H	S	K	R	K	V	H	G	I	E	L	S
H	E	K	J	C	P	R	J	U	P	H	A	A	K	W	A	M	T	J	W	N	R	D	O	V	W	F	P
R	F	O	L	Q	V	Q	F	H	D	I	G	H	C	U	C	R	A	C	K	E	R	S	C	X	E	T	R
I	A	U	A	D	F	Q	Y	O	P	O	U	F	H	D	R	Z	G	T	I	X	A	H	B	O	C	E	O
S	E	A	R	W	T	Y	N	E	L	E	L	S	I	A	X	T	B	Y	N	W	Q	F	K	C	R	T	U
T	I	N	S	E	L	P	N	O	M	H	Z	P	F	D	G	N	Z	I	N	G	C	G	I	B	Q	P	T
M	G	E	M	G	A	M	S	M	I	D	S	N	H	H	E	C	I	H	M	Z	B	J	P	O	B	P	S
A	A	Y	G	L	Q	G	V	F	N	L	J	L	D	D	K	S	Y	B	P	Z	V	P	S	L	V	M	D
S	L	H	F	U	A	N	I	G	C	K	C	S	W	H	O	C	D	C	D	J	H	L	N	E	L	U	Y
T	H	H	X	F	G	S	Q	D	E	D	G	G	Z	R	I	H	Z	S	J	D	W	D	Y	D	D	F	M
R	I	D	R	S	T	B	E	D	P	H	V	R	S	M	G	S	F	S	X	I	R	Q	K	S	L	E	N
E	S	D	Y	R	Y	U	A	D	I	X	D	Y	N	C	B	B	V	Q	H	G	E	A	H	N	X	C	M
E	L	V	E	S	W	P	F	U	E	S	W	H	X	F	A	G	O	J	D	B	A	D	K	E	O	G	R
A	Z	B	E	P	Q	J	J	D	R	G	I	S	B	S	U	I	T	E	Q	L	T	V	W	L	F	F	Q
R	J	C	W	Q	D	E	B	I	T	G	O	S	H	Z	B	E	E	F	K	K	H	X	N	D	Z	H	S
T	K	A	Y	S	T	C	T	H	K	B	S	F	B	B	L	N	S	D	A	A	M	K	Y	M	G	R	L
T	U	R	K	E	Y	Q	R	P	S	B	H	J	J	F	E	Q	V	Z	F	K	Y	C	A	F	W	H	F
B	L	V	B	S	P	R	R	T	E	P	D	X	J	X	O	E	W	P	D	J	B	Y	R	L	D	S	R
W	Z	G	Q	O	S	T	A	R	S	C	I	E	W	Z	W	F	G	Y	S	S	C	D	P	M	H	D	F
S	M	Y	D	N	Q	Z	S	D	F	U	D	D	E	A	P	A	F	I	E	O	T	E	L	T	S	I	M
C	B	U	F	U	C	T	S	D	U	Q	P	V	P	U	W	S	X	K	U	G	H	G	L	Y	T	X	M
X	P	S	S	R	T	R	R	H	S	A	I	R	U	F	G	Y	E	Y	Z	W	G	N	R	F	Y	W	V
D	J	T	C	H	S	S	T	H	U	G	T	U	V	Q	S	X	Y	Z	X	D	F	O	G	R	S	P	U
R	E	I	N	D	E	E	R	U	P	L	V	O	J	R	P	R	E	S	E	N	T	S	K	E	Z	Y	A

- CHRISTMAS TREE
- BAUBLE
- TINSEL
- REINDEER
- SLEIGH
- RUDOLPH
- MISTLETOE
- ELVES
- STAR
- TURKEY
- SPROUTS
- WREATH
- MINCE PIE
- CRACKERS
- PRESENTS



TOY DRUM ORNAMENTS

These mini toy drums are trash-to-treasure ornaments made of toilet paper, craft paper, ribbon and washi tape.

How to make:

1. Cut down a toilet paper roll with scissors to about 1.5"-2" tall.
2. Paint the outside of the roll with acrylic paint and let it completely dry.
3. Cut two circles the size of the opening out of the roll.
4. Attach craft paper using a thin line of hot glue to secure.
5. Add your preferred details to the side of the drum and make a criss-cross pattern with washi tape or ribbon. Attach them with a thin line of hot glue if needed.
6. Attach a strip of washi tape, ribbon or craft paper onto the top and bottom of the 'drum' to create a clean, straight line.
7. Create a loop for hanging out of ribbon and attach it to the drum using a dot of hot glue.

FIND 7 DIFFERENCES



HOUSE POINTS



HOUSE POINT TOTALS



TOP STUDENTS OF THE WEEK

HH	RO15	44
MB	TO4	41
EL	BR5	41
LB	TR15	39
HA	TO9	39
DN	RO4	37
BM	TO4	36
MR	RO15	36
EB	RO4	35
CC	RO14	35

TOP COACHING GROUPS OF THE WEEK

RO4	244
RO13	233
TR15	226
TO2	220
TR11	217
BR5	214
TO9	208
RO14	208
RO8	206
TO1	203



LAST WEEK'S HOUSE POINTS







Subject Nominations





MAJOR MUSICIAN
LA

YEAR 11
For fantastic work in GCSE music.

LEGENDARY LINGUIST
LB

YEAR 11
Well done for doing lots of revision towards your speaking mock - the hard work really paid off.






LEGENDARY LINGUIST
FH

YEAR 11
For all your hard work before and during your speaking mock - fantastique!






AMAZING ARTIST
LW

YEAR 11
Independent development of coursework.



AMAZING ARTIST
SP

YEAR 8
Creative drive and determination.



EXCELLENCE IN ENGLISH
AR

YEAR 7
For staying in during lunchtimes to do extra English work to challenge herself and make faster progress.



MEDIA MASTER
JC

YEAR 11
Amazing progress using Photoshop. Keep it up!



TALENTED IN TECHNOLOGY
TN

YEAR 8
Excellent contributions in DT.

TALENTED IN TECHNOLOGY
LB

YEAR 8
Excellent contributions in DT.

AMAZING ARTIST
HT

YEAR 9
Awesome etching designs.



Subject Nominations



SPORTS PERSONALITY

SC


YEAR 7
Good attitude in PE and encouraging others to apply the learning.



SPORTS PERSONALITY

KS


YEAR 9
Outstanding leadership and communication within CamNat lessons.



DRAMA LEGEND

BK

YEAR 7
Fantastic engagement in drama lessons.



DRAMA LEGEND

RA

YEAR 8
Fantastic engagement in starter activities.



DRAMA LEGEND

IH

YEAR 8
Improved character for learning in drama lessons.



DRAMA LEGEND

LB

YEAR 9
Excellent performance work.



GRAPHICS GREAT

LC

YEAR 8
Awesome logo design development.



COMPUTER SUPERSTAR

GH

YEAR 8
Exceptional game coding and originality.



COMPUTER SUPERSTAR

AP

YEAR 10
Independence and subject knowledge in computer science.



DRAMA LEGEND

JF

YEAR 10
Strong written work in drama



DRAMA LEGEND

GD

YEAR 11
Acting on feedback in drama.



DRAMA LEGEND

SF

YEAR 11
Acting on feedback in drama.



DRAMA LEGEND

HA

YEAR 7
Fantastic use of drama language in discussions.

PREP: 1 HOUR

EASY

COOK: 15 MINS



Recipe of the Week



Method

STEP 1

Heat the oven to 190C/170C fan/gas 5. Cream the butter and sugar until pale and fluffy, then beat in the egg and vanilla. Stir in the flour and mix to a fairly soft dough. Tip onto a lightly floured surface and knead gently. Put the dough on a plate, cover and chill for at least 2 hrs.

STEP 2

On a lightly floured surface, roll out the dough to a thickness of around 0.5cm. Use a cookie cutter or water glass to stamp out 7cm rounds. Re-roll the trimmings and repeat.

STEP 3

Transfer the biscuits to two lined baking trays and bake for 8-14 mins until the edges turn lightly golden in colour. Leave to cool.

STEP 4

To decorate, roll out the white fondant icing on a surface lightly dusted with icing sugar. Stamp out 7cm circles using the same cookie cutter or glass as before, then use a dab of the white tube of icing to stick a fondant round on each biscuit.


STEP 5

Knead together some of the yellow and blue icing to make green icing, then do the same with the red and yellow icing to make orange (alternatively, buy separate packs of each colour). Roll out one icing colour at a time. Stamp out a 7cm circle of icing, cut in half and stick on for a hat. Cut a strip of another colour and make some markings to make it look like the elasticated band of a hat, then trim to fit and stick on. Repeat with all the biscuits, mixing and matching colours.

STEP 6

Decorate the hats with icing spots and stripes, if you like. Roll out balls of coloured icing, poke holes all over with a cocktail stick and stick on as pom poms. Mould lumpy balls of the orange icing for noses and roll out balls of the black icing for eyes. Press down to flatten, then stick on with white icing. Use the tube of black icing to pipe rows of dots for the smiles. Leave to set. Will keep for up to five days in an airtight container.

Snowman Biscuits




You will need:

- 125g butter, softened
- 125g golden caster sugar
- 1 egg, beaten
- 1 tsp vanilla extract
- 250g plain flour, plus extra for dusting
- For the decoration
- 400g white fondant icing
- icing sugar, for dusting
- 100g pack mixed red, yellow, black and blue ready-to-roll icing
- tube white icing, for sticking
- tube black icing





ETYMOLOGY



In your English lessons many of you will be learning about the origins of words.

What might surprise you is that English is a very diverse language. English has in fact a great many words that come from all over the world.

Here's a break down for you to think about:

Latin	29%,
French	29%,
Greek	6%
other languages	6%
proper names	4%

That leaves only **26%** of English words that are actually English or as we might say Anglo-Saxon or Old English.

Let's look at this short paragraph to demonstrate.



Mr Webster left his bungalow and went to work. He walked down the street and got the bus. It was busy and there were lots of people. It was a cold day and he wore a warm jacket. It was new and expensive and he didn't want to damage it.

Webster originally meant someone who was a weaver, a tradesman who wove cloth.

The word **bungalow** comes from a Hindi word from India meaning a small cottage.

Street comes from a Latin word meaning paved way.

Bus comes from a Latin word omnibus - meaning for all. The idea being the bus is for everyone, or can be used by everyone.

People originally comes from the Latin word populous - meaning people.

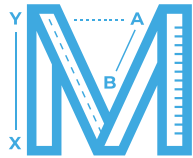
Expensive is originally from the Latin word expendere which meant to pay out, or spend.

Jacket comes from a French word jaquette - meaning little jacket or tunic. It came into English during the Middle Ages.

Damage is from Norman French and was brought into the language when the Normans conquered England in the 11th century.

So, you can see English is made up of a lot of different languages.

NUMERACY




MATHS PUZZLE

JOKE OF THE WEEK


Did you hear about the decimal who married a fraction?

It had to convert!



Can you join all nine dots with four straight lines, without taking your pencil off the paper?

You can not go over any line twice.



CHALLENGE KING



WEEK 7

PAPER COPY COMPLETED AND HANDED INTO MR KING'S STAFF TRAY BY **FRIDAY 15TH DECEMBER.**

- Can be completed by the whole Coaching group, a few members of the Coaching group or just one member of the Coaching group.
- House points awarded for 1st, 2nd and 3rd.
- Bonus points if you beat Mr King.

FIXTURES

NOTTS FOREST V SPURS
BOURNEMOUTH V LUTON
CHELSEA V SHEFF UTD
MAN CITY V CRYSTAL PALACE
NEWCASTLE V FULHAM
BURNLEY V EVERTON
ARSENAL V BRIGHTON
BRENTFORD V ASTON VILLA
WEST HAM V WOLVES
LIVERPOOL V MAN UTD

GK

0-2
2-1
3-0
3-0
2-1
1-1
2-0
1-1
2-1
3-1

COACHING GROUP

WEEK 5 RESULTS:

Mr King - 5 points

1st BR3

13 Points

Miss Stanford

10 House points

1st RO6

13 Points

Mrs Wallace

10 House points

BONUS POINTS:

TO7, TR9, TO12

12 Points

2 House points

TO9, TR6

11 Points

2 House points

TO1, TO13, BR8, TO10

10 Points

2 House points

RO2, RO5, TO4, TR4

9 Points

2 House points

TO11, BR5

8 Points

2 House points

TO2, BR14, RO8, BR10, TR1, TO5

7 Points

2 House points

TR7, TR3, RO13, TO3

6 Points

2 House points